

Pneumatically Actuated 3-Way Stainless Ball Valves - 'T / L' Port

- see page 696 for flow path options
- A flow path needs to be selected at time of order. If no flow path is selected, the option number labeled as default will be shipped.
- Customer verification is critical. If flow path needs to be changed after being shipped, labor and shipping charges will apply.
- for spring return actuators must note fail position



Features:

3-Way Stainless Ball Valve

- full port
- female NPT ends
- blow-out proof stem
- live-loaded stem packing
- ISO 5211 mounting pad
- 100% air tested under water at **80 PSI**
- working pressure: 1/4" to 1": **1000 PSI**; 1 1/4" to 2": **800 PSI**
- maximum temperature: **300°F**

Rack and Pinion Actuator

- hard anodized aluminum body
- nickel plated anti-blowout pinion
- Buna-N O-rings
- NAMUR mounting
- bi-directional stops for $\pm 5^\circ$ travel adjustment
- **80 PSI** plant air required
- visual position indication
- maximum operating pressure: **120 PSI**
- temperature range: **-40°F to 200°F**
- tested to one million cycles

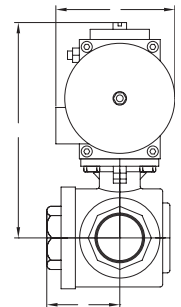
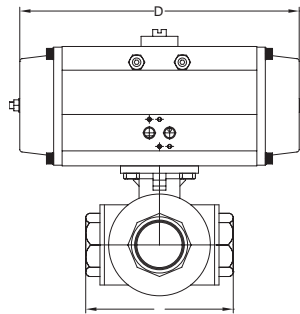
Spring Return (normally closed)

All dimensions are given in inches, unless noted. Dimensions are approximate. Engineering dimensions are available upon request. Specifications are subject to change without notice.

* T = t-style

* L = l-style

Size	Dimensions					316 Stainless Steel	
	A	B	C	D	E	Part #	Price/E
1/4"	5.35	3.20	2.83	7.10	1.41	BV3IG*F-0251BBC	\$852.00
3/8"	5.35	3.20	2.83	7.10	1.41	BV3IG*F-0381BBC	852.00
1/2"	5.55	3.20	3.26	7.10	1.63	BV3IG*F-0501BBC	852.00
3/4"	6.30	3.74	3.89	7.45	1.94	BV3IG*F-0751BBC	1039.40
1"	6.83	3.74	4.40	7.45	2.20	BV3IG*F-1001BBC	1182.65
1 1/4"	7.13	3.74	4.92	7.45	2.46	BV3IG*F-1251BBC	1612.00
1 1/2"	8.43	4.69	5.86	9.10	2.93	BV3IG*F-1501BBC	1918.55
2"	9.97	5.53	6.85	12.99	3.42	BV3IG*F-2001BBC	3011.55



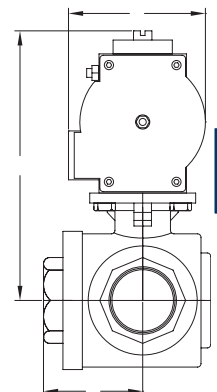
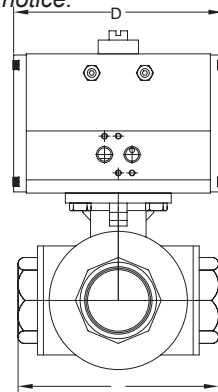
Double Acting

Dimensions are approximate. Engineering dimensions are available upon request. Specifications are subject to change without notice.

* T = t-style

* L = l-style

Size	Dimensions					316 Stainless Steel	
	A	B	C	D	E	Part #	Price/E
3/8"	5.35	3.20	2.83	7.10	1.41	BV3IG*F-0381BCC	753.10
1/2"	5.55	3.20	3.26	7.10	1.63	BV3IG*F-0501BCC	753.10
3/4"	6.30	3.74	3.89	7.45	1.94	BV3IG*F-0751BCC	855.00
1"	6.83	3.74	4.40	7.45	2.20	BV3IG*F-1001BCC	1059.85
1 1/4"	7.13	3.74	4.92	7.45	2.46	BV3IG*F-1251BCC	1479.00
1 1/2"	8.43	4.69	5.86	9.10	2.93	BV3IG*F-1501BCC	1785.60
2"	9.97	5.53	6.85	12.99	3.42	BV3IG*F-2001BCC	2580.75



A wide variety of switches, solenoids, positioners, etc., are available.
Contact Dixon Sanitary at 800.789.1718 or visit dixonvalve.com for details.



Caution !

Even though there are torque safety factors built into our automated ball valve packages, actual service conditions must also be considered when selecting the proper product for the appropriate application.

For example: Severe service conditions such as dirty water, dirty air, all slurries, raw sewage water, oils, and other viscous fluids can have a dramatic effect in raising the torque requirements of ball valves as much as 75% and therefore larger actuators may be required. Please consult Dixon when dealing with these types of applications.

