

## Locking Air Chuck

### Features

- Positive locking mechanism
- Leak free connection
- Spring-loaded TPU seal
- Heavy-duty construction for strength, durability, and corrosion resistance

### Specifications

- Rated to **150 PSI** max

Size	Description	Part #
1/4"	Open flow	LLAC025
	Closed Flow	LLACC25



open flow



closed flow

## Ball Swivels

### Features


- Brass and hardened steel construction
- O-ring seals
- Wobble action for increased flexibility with air driven tools

Hose Size	Male NPT	Part #	Optional Qty
1/4"	1/4"	D444S	25
3/8"	1/4"	D446S	25



## In-Line Swivels


### Features

- For air service only 
- Heavy-duty, free turning steel swivel


### Specification

- Rated to **250 PSI** at ambient temperature **70°F (21°C)**, minimum **35 PSI**

Male NPT	Female NPT	Steel Part #
3/8"	1/2"	SV17
1/2"	1/2"	SV20
3/4"	3/4"	SV26




### Feature

- For air service only 

### Specification


- Rated to **150 PSI** at ambient temperature **70°F (21°C)**

Male NPT	Female NPT	Brass Part #
1/4"	1/4"	D344R
3/8"	3/8"	D366R



## Air Tool Swivels

### Features

- Swivels at two locations so air hose can drop directly to the floor
- Do not use with percussion tools 

### Specification

- Rated to **150 PSI** at ambient temperature **70°F (21°C)**

Size	Aluminum Part #
1/4"	D344U <sup>1</sup>
3/8"	D346U
1/2"	D348U



<sup>1</sup> D344U is a non-marring composite.