




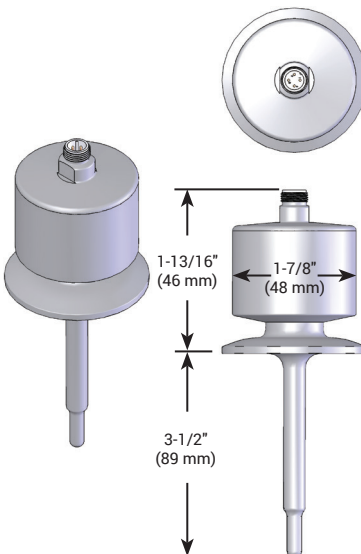
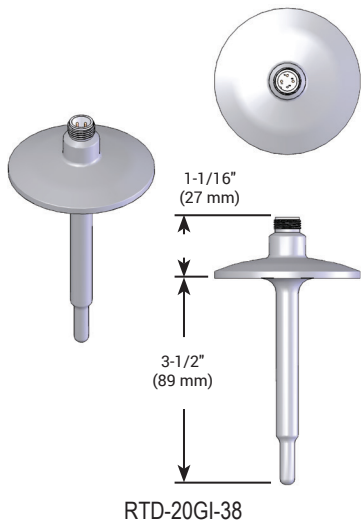
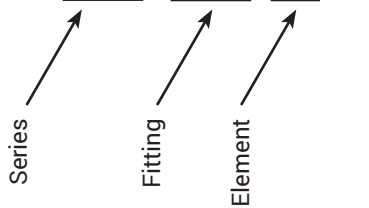
Sanitary RTDs and Temperature Transmitters



Sanitary RTD

Temperature transmitter

Model Number Breakdown RTD - 15U - E1



TT-20-G1

Product not returnable and no cancellations.

Materials

- Product contact: 316L stainless
- Exterior surfaces 316L with a near mirror finish

Features

- Standard 12mm industrial connector with gold-plated contacts for maximum corrosion resistance and cleanability
- Sensor elements are accurate up to $\pm 0.1^\circ\text{C}$

Specifications

- RTD – temperature range: -58°F to 392°F (-50°C to 200°C)
- TT – temperature range: -22°F to 302°F (-30°C to 150°C)

Ordering Information

Series

RTD Sani-Flow resistive temperature device

TT Sani-Flow temperature transmitter

Sanitary Fittings

Fittings available in 5, 75, 15, 20, 25, 30, and 40

H G and H 'H' line male

I Male I-line

K APC 'K' clamp

Q Q-line

T #13H captive nut and #14 bevel seat

U Tri-clamp®

NOTE: Specify size, then adapter type such as 15U for 1-1/2" Tri-clamp adapter

NOTE: For special probes, add SP and the required probe length at the end of the part number, such as SP2.75 for a 2-3/4" long probe

Other Fittings

Specify probe length

A air space

M umbrella fittings

NPT 1/4", 3/8", 1/2", 5/8", or 3/4" pipe thread

PW projectile well with 1-1/4"-18 UNEF male thread

SP split ferrule

VP VAT well fitting with #13H captive nut

OF no fitting

Element¹

E1 single element

E2 dual element

¹ Available for RTD only