Sanitary Spools

CUSTOM SOLUTIONS. COMPETITIVE PRICES.

Sanitary spools are prefabricated lengths of stainless steel tubing with sanitary fittings welded to the ends.

A3 621 63-04

Applications
- Sanitary process lines can be built without having to use on-site fabrication or welding
- OEM skid packages that have predetermined spool specifications:
  - Tube O.D., length, end connections, and finish

Sizes
- 1/2” - 4” tube O.D.

Features
- Clamp connection, standard
- Will fabricate to customer drawings
- Customer part number/logo can be laser etched on each spool

Materials
- 304 or 316L stainless steel
- Surface finish: 32 Ra I.D./O.D., standard

Most orders ship within 2-3 days after receipt of order

Spool End Connections

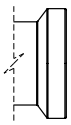
Female I-Line

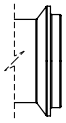
Male I-Line

Clamp End


Weld End

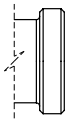
Threaded Bevel Seat

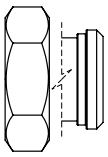
Plain Bevel Seat with Nut

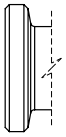
DIN Male

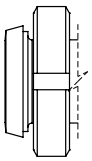
DIN Weld Liner with Nut

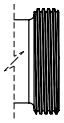
Threaded John Perry

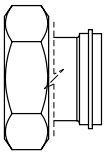
Plain John Perry with Nut

KF Flange

Q-Line

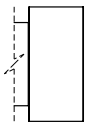
Female NPT

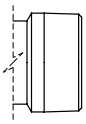
Male NPT

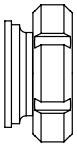
SMS Welding Liner

SMS Male

The Right Connection®

Dixon Sanitary

N25 W23040 Paul Road
Pewaukee, WI 53072
ph: 800.789.1718
fx: 800.789.4046
dixonvalve.com

Dixon Spool Fabrication - Part Number Key

Dixon Spool Fabrication Part Number Key Example: S10CB100.125RC		Prefix	Size	Connections		Overall Length						Material	Surface Finish
		S	10	C	B	1	0	0	.	1	2	5	R	C
Size	**Code**													
1/2”	50													
3/4”	75													
1”	10													
1-1/2”	15													
2”	20													
2-1/2”	25													
3”	30													
4”	40													
Connections	**Code**													
KF flange	A													
Clamp	C													
Weld	B													
Female I-Line	F													
Male I-Line	M													
Threaded bevel	T													
Plain bevel	P													
Q-Line	Q													
John Perry plain	J													
John Perry threaded	H													
Female NPT *	1													
Male NPT *	2													
DIN male	3													
DIN weld liner/nut	4													
SMS male	5													
SMS welding liner	6													
Overall Length	**Code**													
Hundreds place (given in inches)	0-9													
Tens place (given in inches)	0-9													
Ones place (given in inches)	0-9													
Decimal divider	.													
Tenths place (given in inches)	0-9													
Hundredths place (given in inches)	0-9													
Thousandths place (given in inches)	0-9													
Material	**Code**													
304	G													
316L	R													
Surface Finish	**Code**													
#7 polished 32 Ra I.D./O.D.	C													
SF1 mechanically polished 20 Ra (I.D.) and 32 Ra (O.D.)	F													
SF2 mechanically polished 25 Ra (I.D.) and 32 Ra (O.D.)	G													
SF3 mechanically polished 30 Ra (I.D.) and 32 Ra (O.D.)	H													
SF4 electropolished 15 Ra (I.D.) and mechanically polished 32 Ra (O.D.)	J													
SF5 electropolished 20 Ra (I.D.) and 32 Ra (O.D.)	K													
SF6 electropolished 25 Ra (I.D.) and mechanically polished 32 Ra (O.D.)	L													
Polished 32 Ra I.D./O.D. with welds unground	M													

* NOT 3A Certified

© 2024 DVCC • DS-SPOOLS_0924